



## WEEKLY UPDATE FEBRUARY 28 - MARCH 6, 2021

### THIS WEEK

#### BOS MEETING

HEAVY WATER POLICY

NEXT YEAR'S BUDGET SHOULD NOT BE A PROBLEM

CAPITAL IMPROVEMENT PLAN NEEDS TO DISCLOSE UNFUNDED NEEDS

RENT RELIEF PROGRAM TO BE EXPANDED AND EXTENDED

### LAST WEEK

NO BOS MEETING FEB 23<sup>rd</sup>

PENSION TRUST BOARD MEETING FEB 22<sup>nd</sup>

PLANNING COMMISSION FEB 25<sup>TH</sup>

LIGHT BUT OMINOUS ON PRIVATE PROPERTY EROSION

### COLAB IN DEPTH

SEE PAGE 15

## THE ORIGIN AND TRUE AGENDA OF 'ANTI-RACIST' POLITICS

*Woke ideology isn't funded by grassroots communists. It is financed by global corporations and leftist billionaires. The intent is to destroy the sense of shared identity that defines America.*

BY EDWARD RING

# **EQUITY = INEQUALITY, DISCRIMINATION AND MEDIOCRITY**

***THE FIXATION ON EQUITY IS A LOSER FOR ALL CONCERNED***

**BY LARRY SAND**

## **THIS WEEK'S HIGHLIGHTS**

**Board of Supervisors Meeting of Tuesday, March 2, 2021 (Scheduled)**

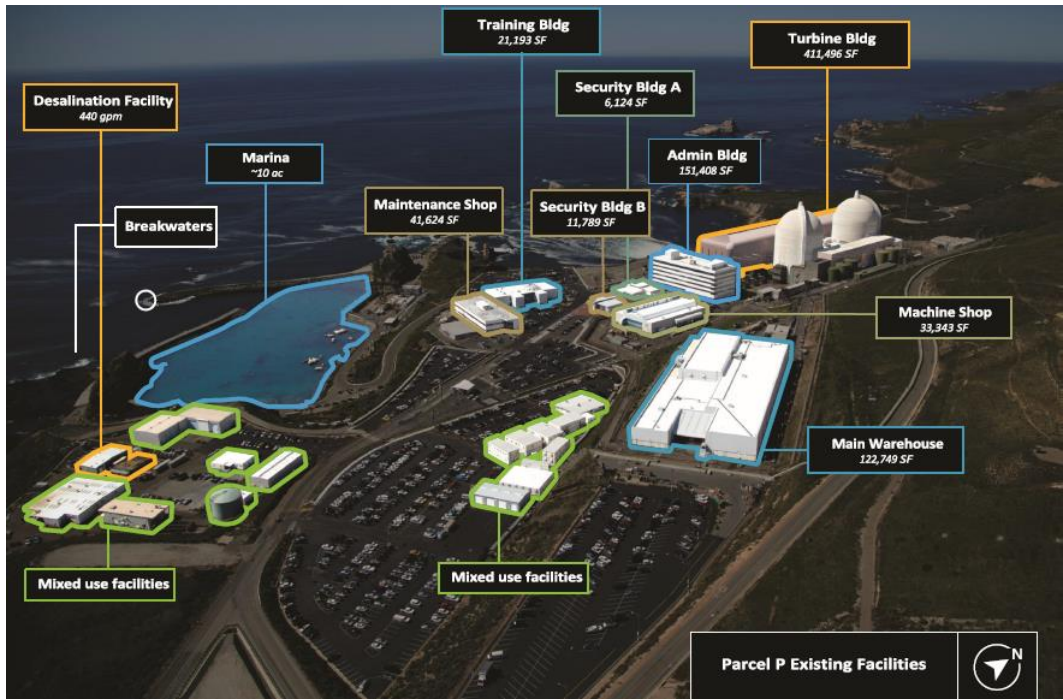
**Item 2 - Request to approve a Memorandum of Understanding (MOU) with various partners regarding decommissioning options and reuse opportunities at Diablo Canyon Power Plant's Parcel P.** The County's Economic Development contractor is seeking to engage a group to explore the potential of future economic use of Parcel P (the developed area of the plant) as Diablo is decommissioned. The group includes the Congressman, 24th District, United States; Senator, 17th District, California; Assemblyman, 35th District, California, **the County of San Luis Obispo**; the Board of Trustees of the California State University by its campus at California Polytechnic State University, California; REACH; The Land Conservancy of San Luis Obispo County, hereafter "LCSLO"; Tri-Counties Building & Construction Trades Council AFLCIO; yet Northern Chumash Nonprofit; hereinafter referred to collectively as "the Participants." The purpose **is for voluntary cooperation in pursuing a unified vision for the decommissioning of the Diablo Canyon Power Plant (DCPP) and future uses at the industry site, "Parcel P."**

There are no financial commitments. The objective is to work on future economic development of the site. This is a good idea. Displayed below on the next page is a map of the overall properties under current control of PG&E and a second map of site P and its current uses.

Rather than letting the enviro-socialists run rampant and turn the whole place into a nature preserve, which you can only visit on certain days accompanied by docent, why not have a viable economic use?

It's too bad that this level of effort has not and will not be put into attempting to preserve the plant. As we have pointed out repeatedly, the plant forestalls the generation of nearly 8 million metric tonnes of CO<sub>2</sub> each year. PG&E was driven to close the plant by the State's so-called green energy policies. The fact that they are now unravelling seems to be ignored. The diagrams on the next page below display the key area of concern.

Take time out to read the Wall Street Journal editorial below on page 4, which details the State's absolute failure on energy policy.





## CALIFORNIA'S CLIMATE CONTRADICTIONS

The contradictions of green energy policies are becoming more obvious in the real world, and now comes more evidence in a new study of California's electricity rates. The policies even contradict green climate goals.

"California has charted an ambitious course towards decarbonizing its economy," the study by nonprofit Next 10 and the University of California, Berkeley Energy Institute at Haas declares. "At the same time, California has among the highest electricity prices in the continental U.S. These two facts create a tension: decarbonizing the economy most likely requires electrification of transportation and space and water heating, but high prices push against such a transition. High prices also have troubling implications for equity and affordability."

No kidding. California's myriad green-energy subsidies and mandates are baked into electric rates, which are now about 80% higher in northern California than the national average and twice as high in San Diego.

The state requires renewables like wind and solar to make up 60% of electricity generation by 2030. The study says renewable prices (albeit with subsidies) are now roughly the same as other power sources, but utilities signed long-term contracts with solar and wind producers years ago when prices were higher. Utilities also need backup power when it's cloudy, which adds costs. Yet the state sometimes has to pay Arizona to take its excess solar power to avoid overloading the grid.

And here's the kicker: Folks with solar panels get *paid* for surplus power they don't use—some-

### New evidence that green policies punish the poor and subsidize the rich.

times at two to three times the rate of wholesale power. So California pays the well-to-do to generate solar power it doesn't need and then pays Arizona to take it.

We've written for years that state "net-metering" programs shift the grid's fixed costs to low- and middle-income people without solar panels. The Next 10 study esti-

mates that this cost shift translates into \$230 more for an average annual electric bill and \$124 for lower-income customers with subsidized rates in San Diego.

Yet 25% to 30% of all residential electricity is discounted for low-income customers, and "the cost of this subsidy is borne by all other customers," the study says. In other words, the middle class ends up financing rate subsidies for the poor aimed at ameliorating the higher costs of solar subsidies for the well-to-do. California's cap-and-trade program and utility "public purpose programs" like battery subsidies add several more cents per kilowatt hour.

The study concludes that the state's electric rates are so regressive that they could discourage people from buying electric vehicles and electrifying their homes by replacing gas-fueled appliances. Instead of raising electric rates, the study suggests making policies more progressive by increasing income taxes to promote its climate goals. So subsidize the rich, then tax them more.

This is especially hilarious since Democratic lawmakers in Sacramento leaned on utilities to finance their climate spending so they wouldn't have to divert general fund revenues from social welfare. But the poor are being punished nonetheless.

### Item 3 - Approve a resolution: COVID Rent Relief.

a. Authorizing County participation in the State of California Rental Assistance Program (SRAP) and directing 98.5% of its Federal Emergency Rental Assistance Program (ERAP) allocation, in the amount of \$8,291,121, through the State program to serve County residents and

**b. Authorizing the County Administrative Officer to sign an agreement with the Department of Housing and Community Development, and any amendments thereto, the amount not to exceed \$17,589,967 for the purpose of rental assistance program administration.**

It appears that the County received an allocation of \$8.3 million in January and will receive another \$9.2 million at some point. The County has opted to have the State Department of Housing and Community Development operate the program on its behalf. The details are not too clear from the write-up.

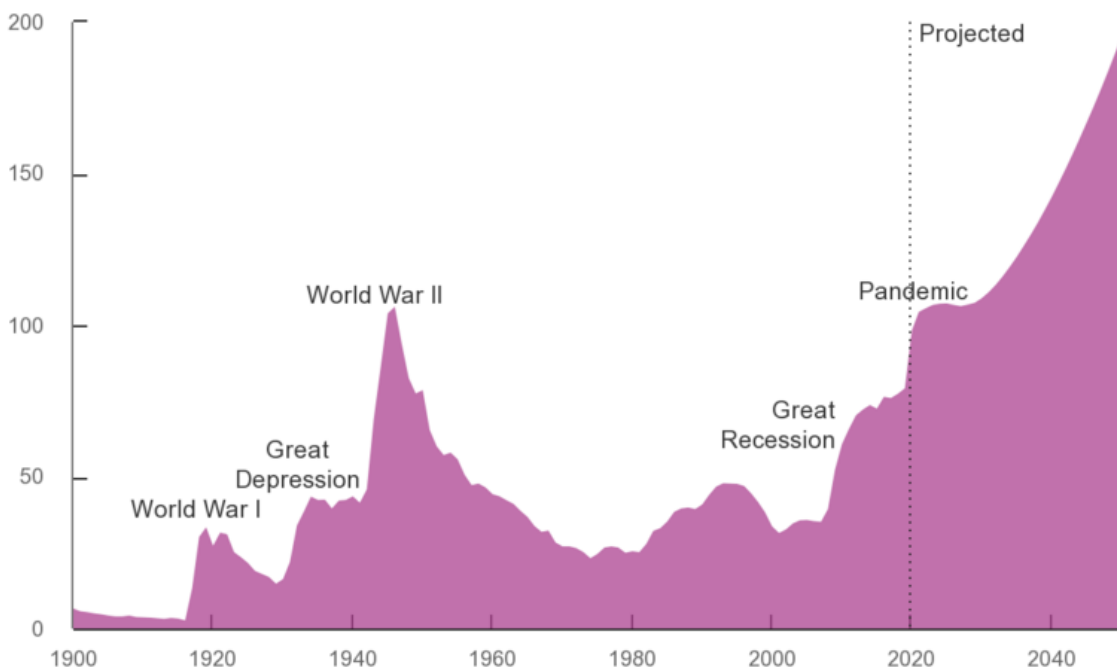
The funding will be used to cover rent delinquencies for residents who meet certain income requirements. They will basically be eligible for 80% of the rent in arrears if their landlord agrees to forgive 20%. It is not clear from the write-up how many units may be included or what the accumulating arrears are or may become. It is also not clear how long program will last. An ad hoc Board committee of Supervisors Gibson and Dawn Ortiz-Legg worked on the matter and led the development of the staff recommendation.

One significant problem will occur when the program ends, and it is time for people to begin paying the full rent. Once people have become used to this assistance, they may fall into arrears again. Many may have lost their jobs permanently, as long-term impacts of the COVID lockdown manifest themselves.

In the big picture COVID has been used by the left to expand the welfare state and the role of socialism. The money is part of the trillions of dollars of Federal COVID aid which is funded by debt. In the end, when interest rates rise, the cost of repaying the debt will escalate and savage the Federal Budget. Massive tax increases will be necessary.

**Federal Debt Held by the Public, 1900 to 2050**

Percentage of Gross Domestic Product



Please read the expert article immediately below on the perils of this path. It is so easy to go along now, but in the end the piper must be paid.

## ***AMERICA'S EXCESSIVE GOVERNMENT SPENDING MUST STOP***

**BY GEORGE P. SHULTZ, JOHN F. COGAN, JOHN B. TAYLOR**

*Before his death on February 6, George P. Shultz, a former US Secretary of the Treasury and Secretary of State, co-authored a final commentary warning of the dangers posed by the vast increase in US government spending in recent years, including during the COVID-19 crisis.*

*STANFORD – Many in Washington now seem to think that the US federal government can spend a limitless amount of money without any harmful economic consequences. They are wrong. Excessive federal spending is creating grave economic and national-security risks. America's fiscal recklessness must stop.*

*The COVID-19 crisis has provided the latest impetus for government spending, even to the point of steering the American mindset toward socialism – a doctrine that has always harmed people's well-being. But some say there is no need to worry about excessive spending. After all, they argue, record-low interest rates apparently show no sign of increasing. The economy was humming along just fine until the pandemic hit, and will no doubt rebound strongly when it ends. And is there even a whiff of inflation in the air?1*

*This thinking is dangerously short-sighted. The fundamental laws of economics have not been repealed. As one of us (Cogan) demonstrated in his book [The High Cost of Good Intentions](#), profligate government spending invariably has damaging consequences.*

*High and rising US national debt will eventually crowd out private investment, thereby slowing economic growth and job creation. The Federal Reserve's continued accommodation of deficit spending will inevitably lead to rising inflation. Financial markets will become more prone to turmoil, increasing the chance of another big economic downturn.*

*Financial markets' current relative calm and low consumer-price inflation are no cause for comfort. Previous periods of sharp increases in inflation, rapidly rising interest rates, and financial crises have followed periods of excessive debt like a sudden wind, without warning.*

*Shultz and Taylor's book [Choose Economic Freedom](#) shows that economic indicators in the United States gave no hint in the late 1960s of the subsequent rapid rise in inflation and interest rates in the early 1970s. Likewise, financial markets during the years immediately preceding the 2007-09 Great Recession provided little indication of the calamity that would ensue.1*

*So, what should today's US policymakers do? Higher tax rates are not the answer. Even before the pandemic hit, every federal tax rate would have had to be increased by one-third in order to finance the current level of federal spending without adding to the national debt. Such an increase would have harmful effects – similar to those of mounting public debt – on economic growth and job creation.*

*Congress may be tempted to reduce defense spending to help close the deficit, as it often has done in the past. But these previous efforts demonstrably failed. Rather than reduce the budget deficit, Congress instead used the savings from lower defense outlays to finance additional domestic spending.*

*Unless policymakers abandon their misguided beliefs about budget deficits, cutting defense expenditure now would produce the same result. More importantly, it would be a grave strategic mistake, weakening US national security and emboldening the country's foreign adversaries – particularly now that China is flexing its muscles in Asia and investing heavily in its military.<sup>1</sup>*

*Throughout US history, the federal government's ability to borrow during times of international crisis has proven to be an invaluable national-security asset. Two hundred years ago, the ability to borrow was instrumental in America maintaining its independence from England. During the Civil War, it was crucial to preserving the union. And it proved decisive in defeating totalitarian regimes in the two world wars of the twentieth century.*

*The US government's careless spending is jeopardizing this asset. If the country continues along its current fiscal path, the federal government's borrowing well will eventually dry up. When it does, America will be far less able to counter national-security threats. As hostile foreign governments and terrorist organizations recognize this, the world will become a far more dangerous place.*

*US policymakers' mistaken belief that deficits and debt don't matter is the sad culmination of a long downward slide in fiscal responsibility. From 1789 to the 1930s, the federal government adhered to a balanced-budget norm, incurring fiscal deficits during wartime and economic recessions, and running modest surpluses during good times to pay down this debt. This prudent management of the federal finances was instrumental in establishing America's strong position in world financial markets.<sup>3</sup>*

*President Franklin D. Roosevelt's New Deal broke this norm, and deficit spending has since become a way of life in Washington, with the federal government outspending its available revenues in [63 of the 75 years](#) since the end of World War II. At first, elected officials were deeply concerned about the adverse consequences of their excess spending. But over time, this anxiety gradually lessened. Annual deficits grew so large that by the mid-1970s the US national debt was growing faster than national income.*

*During the last decade, any remaining fiscal concerns in either the Democratic or Republican parties have seemingly vanished. Freed from a belief that rising deficits and debt are harmful, policymakers unleashed a torrent of new spending. By fiscal year 2019, the federal government was spending \$1 trillion per year more in inflation-adjusted terms than it had a dozen years earlier. In fiscal year 2020, the federal government added nearly another \$2 trillion of new spending in response to the pandemic, raising the national debt to 100% of national income. This year, another trillion dollars of new spending – if not more – appears to be on the way.*

*The momentum toward more spending and exploding debt may currently appear unstoppable. But sooner or later, people will look at the facts, see the destructive path fiscal policy is now on, and recognize that they and the US economy will be better off with a different approach. At that point, America's democratic system will say the expenditure growth must stop.*

This article first appeared in the Hoover Institution Weekly Summary of February 23, 2021.





### GEORGE P. SHULTZ

George P. Shultz was US Secretary of State (1982-89), Secretary of the Treasury (1972-74), Secretary of Labor (1969-70), and a fellow at the Hoover Institution.



### JOHN F. COGAN

John F. Cogan is a senior fellow at the Hoover Institution and a faculty member in the Public Policy Program at Stanford University.

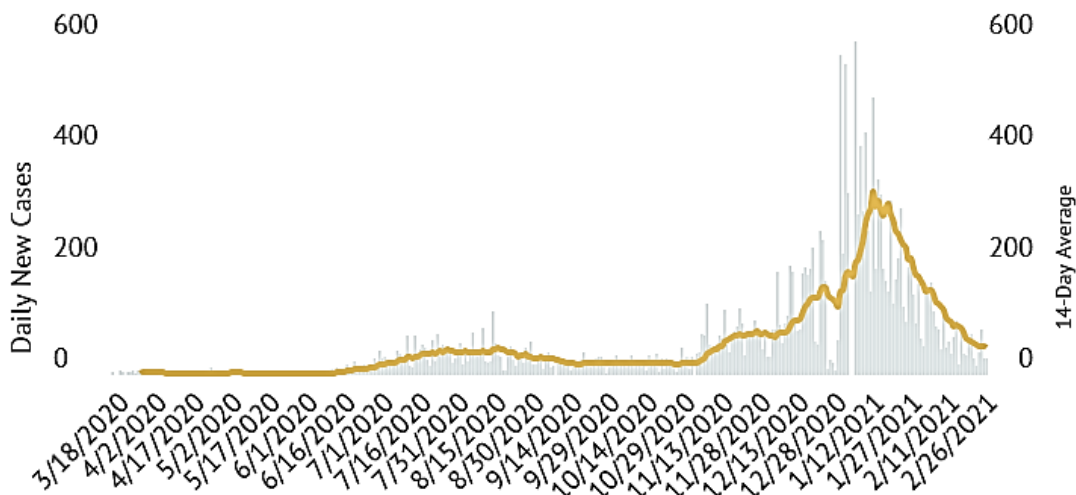


### JOHN B. TAYLOR

John B. Taylor, a former undersecretary of the US Treasury (2001-05), is Professor of Economics at Stanford University and a senior fellow at the Hoover Institution. He is the author of [\*Global Financial Warriors\*](#) and co-author (with George P. Shultz) of [\*Choose Economic Freedom\*](#).

**Item 32 - COVID Update.** The incidence of new cases and hospitalizations continues to decline. Nationally and at the State level, the progressive left is unhappy as the COVID epidemic has provided one of the most unparalleled opportunities in American History to expand government programs and dependency. Even the economy’s bouncing back more vigorously than expected has dampened their spirits. Many economists are warning that the \$1.9 million COVID pork proposal is far more stimulus than is needed. Of course, it is all debt as well.

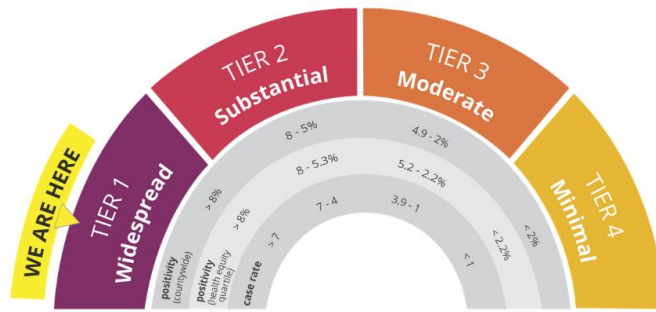
**Daily New Cases (and 14-Day Average).** The county’s new cases continued downward. As of this writing, the County is still in the purple regulatory tier.



**29 (6 ICU)\*\***

SLO County Residents with COVID-19 in Hospital





**Item 35 - It is recommended that the Board receive and file a presentation regarding the Fiscal Year 2021-22 County and State budgets, and provide direction to staff as necessary.** The purpose of this item is to inform the Board of the prospects for the FY 2021-22 Budget, which is under preparation and will be adopted in June. There do not seem to be any huge problems at this time.

The Board letter is kind of stream of consciousness presentation which forecasts a \$14 million revenue expenditure gap for the \$597.3 million General Fund in FY 22. It then wanders into a detour about how the current FY 2020-21 Budget ended up balanced. There is then a discussion of how various revenues have been stronger than forecast this year and how the County has received \$27 million in COVID aid, which is offsetting many current costs and will help offset future costs.

By the end of the desultory Board letter, the staff seems to have talked itself into a position where they believe there is not much of a problem.

We know that there is enough financial slush from the Feds and the State washing into the County to make this an easy year. The problem will be if it becomes built into the recurring expenditures. Moreover, it is likely that Congress will add several trillion dollars more in the next few months. Of this, \$350 million is slated for blue states and their cities, counties, and schools. The County will be awash in money in the near term.

The problem will occur in a future year, because all of the Federal largess is funded by pure debt. At some point interest rates will rise and the amount of interest on the debt will rise exponentially. The payments will savage the ability of the Feds to fund current services such as the military, education, housing, welfare, and its administrative operations. The pressure for huge tax increases will be immense. See the graph in **Item 3** above for the impending consequences.

In the meantime, the Chinese, Russians, Iranians, and North Koreans are all becoming more aggressive and could end up in an alliance. Will the US even be able to maintain the currently inadequate number of combat Naval ships and Air Force air divisions (including air lift capacity), and will there be enough fully equipped infantry, armored, and artillery divisions?

**Item 39 - Amendment of the State Water Supply Contract.** The Board will consider an amendment (known as Amendment 18) to the County's supply contract with the California State Department of Water Resources (DWR). This is a tempting offer because it could allow the County and its subcontractor water purveyors to recoup revenue from the sale of unused water to other DWR contractors up and down the state. Significantly, the staff report includes no downsides or risk analyses.

Some of the Supervisors and water purveying agencies (who are subcontractors) are salivating over the provisions of the contract amendment, which will for the first time allow the County and the agencies to sell and exchange stored water for up to ten years, which they “do not need.”

1. The contract allows sale of “excess water” to other state water contractors rather than simply have it go down the State Water Project canal to benefit others. (This is termed as spilling.) The tables below illustrate the staff policy recommendation:

There are two versions which appear in the County’s agenda packages.

### Greater Ability to Move Water Prior to Spills

Year	Annual Allocation %	Stored Water Lost to San Luis Reservoir Spill (AF)	Water Lost Due to Storage Limits (AF)	Total Water Lost to Spill or Storage Limits (AF)
2007	60	12,500	None	12,500
2010	50	No Spill	2,201	2,201
2011	80	6,009	4,160	10,169
2012	65	No Spill	3,139	3,139
2017	85	15,267	6,487	21,754
2019	85	18,639	3,719	22,358
<b>TOTAL</b>		<b>52,415</b>	<b>19,706</b>	<b>72,121</b>

What is the difference between water lost due to Reservoir Spill and Water Lost Due to Storage Limits? Why would the State “spill” a reservoir unless it has reached its storage limits or it expects future flooding?

Year	Annual Allocation %	Total Water Available and Not Delivered (AF)	Unused Water (AF)	Water Lost to Spill (AF)	Total Unused Water and Water Lost to Spill (AF)	Estimated Average Annual Cost for Right to Water (\$/AF)	Estimated Value of Lost Asset & Potential Cost Recovery (\$)
2007	60	10,170	0	12,500	12,500	\$75	\$937,500
2010	50	7,670	2,201	No Spill	2,201	\$75	\$165,075
2011	80	15,170	4,160	6,009	10,169	\$75	\$762,675
2012	65	11,420	3,139	No Spill	3,139	\$100	\$313,900
2017	85	16,420	6,487	15,267	21,754	\$125	\$2,719,250
2019	85	16,420	3,719	18,639	22,358	\$125	\$2,794,750
<b>TOTAL</b>	<b>62%</b>	<b>246,410</b>	<b>19,706</b>	<b>52,415</b>	<b>72,121</b>		<b>\$7,693,150</b>

This year’s State water annual allocation is only 10%. How does this work in low allocation years? Is there a table that shows all the years so that the public and

Supervisors can have a perspective? What are the impacts of out-of-County transfers on water supplies for the County and the subcontractors? (See the table below.)

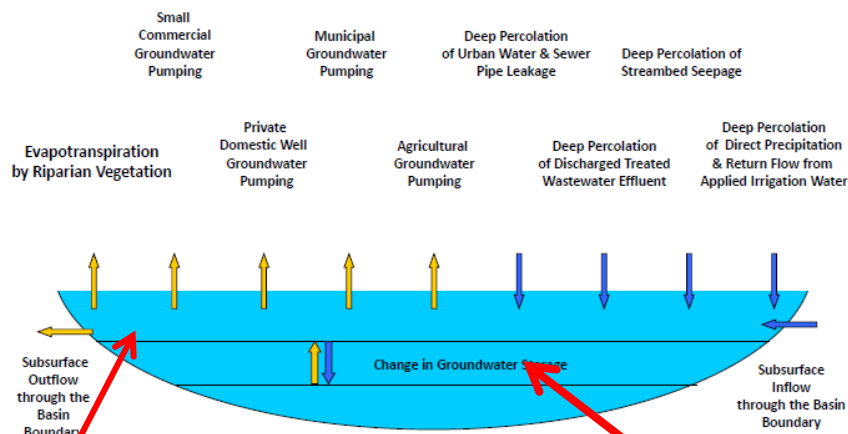
State Water Project Subcontractor Water Amounts

SUBCONTRACTOR	Water Service Amount (AFY)	Drought Buffer Amount (AFY)	Total Water Amounts (AFY)
CSA 16 (Shandon)	100	0	100
City of Morro Bay	1,313	2,290	3,603
CMC	400	400	800
County Ops Center	425	425	850
Cuesta College	200	200	400
City of Pismo Beach	1,240	1,240	2,480
Oceano CSD	750	750	1,500
San Miguelito MWC	275	275	550
Avila Beach CSD	100	100	200
Avila Valley MWC	20	20	40
San Luis Coastal USD	7	7	14
<b>Subcontractor Total =</b>	<b>4,830</b>	<b>5,707</b>	<b>10,537</b>
			Unsubscribed "Excess Allocation" = 14,463
			District's Total Contract Allocation = 25,000

2. What will be the potential impact of sale and transfers of water supply from the San Luis Reservoir to out-of-county contractors? The Board has made a big deal about prohibiting export of water from within the county to outside the county. Does it make sense to allow export of water allocated to the County, which is still in the state system? In other words, does it make any difference whether water reserves are exported from within the county or outside the county storage? In either case, shortages will be made up from groundwater.

3. The Water Resources Advisory Committee, in recommending the proposal, contemplates the use of supplemental State Water for “recharge and stability of high priority ground water basins...” Actually, recharge is water which is naturally occurring from within a basin. It comes from rain, recycled municipal water, ag runoff percolation, and so forth, per the graphic below. Note that imported state water is not included in recharge.

### Groundwater Recharge and Discharge Terms



Water which is injected from outside the basin, such as State Water is banked water. Once banked water such as State water is introduced from outside, who owns the rights to **the water** and who owns the right to **the space**? Is it the State, County, water purveyor which imports the water, or who? Do the water bankers have superior rights to the overlayers? The Board needs a well-researched expert analysis on this subject so it can understand the future implications as it considers this matter.

One clause of the contract amendment states:

#### **Groundwater Storage Programs**

*The Agency shall cooperate with other contractors in the development and establishment of groundwater storage programs. The Agency may elect to store Project Water in a groundwater storage program outside its service area for later use within its service area. There shall be no limit on the amount of Project Water the Agency can store outside its service area during any year in a then existing and operational groundwater storage program.*

There could be substantial interest by other project contractors (agencies) and the State itself for storing water in the very large and drawn down Paso Basin Aquifer. What does **shall cooperate** mean contractually? Is the County obligated to negotiate water storage in the Basin once it signs this contract?

Another clause states:

*In accordance with applicable water rights law and the terms of this Article, the Agency may exchange any Annual Table A Amount stored on or after the effective date of the Water Management Amendment in a groundwater storage program outside its service area with another contractor for use in that contractor's service area. These exchanges must comply with the requirements in Article 56(c)(4)(i)-(v). The Agency shall include these exchanges in its preliminary water delivery schedule pursuant to Article 12(a).*

4. As a result of the adjudication many overlies in the Paso Basin have senior appropriative water rights to the County, City of Paso Robles, and other entities. (The judge awarded these prescriptors only 2000 acre-feet per year.) The new El Pomar Water District and the new Shandon-San Juan Water District will be last in line if they seek to pump the basin. Nevertheless, do the County staff and Board of Supervisors know if there are plans by any of these entities to sell allotments which they have or may have in the future that is in excess of customer demand in the adjudicated Paso Basin and adjudicated Santa Maria Basin? Do they plan to import State water and bank it?

5. Would the State Department of Water Resources envision the Paso Basin as a major groundwater storage facility (water bank)? It would be less costly than building the Bay Delta Water Project, raising Oroville and Shasta Dams, and building new reservoirs.

6. It has been asserted by opponents of the Bay Delta Project that one reason the State Department of Water Resources is now willing to allow water exchanges and sales within its system is that in addition to the normal charges for moving and storing the water, it will be able to charge new fees in exchange for the extra benefit under the rubric of Bay Delta water. In this way and if contractors do not vote to support the Bay Delta project, the State could nevertheless capture new revenue to help build and run it.

More significantly, if the project is built and more water becomes deliverable south of the Delta, will contractors that signed amended contracts be deemed to have to pay towards the Bay Delta Project either in the future and/or retroactively?

The ability to sell the surplus water in storage may be fine. The Board needs firm expert answers to these any many other questions. Its job is to be skeptical and ask penetrating questions, especially on major issues.

**Item 36 - County 5-Year Capital Improvement Plan and 1-Year Capital Budget.** This is an important policy discussion which generally receives perfunctory attention. The write-up states in part:

*The projects in the Five Year CIP have a total estimated cost of \$607 million. Facilities projects comprise \$350 million of the total estimate while Infrastructure projects make up \$257 million. Of the infrastructure and facilities projects, \$126 million has been allocated in previous years from a variety of sources, leaving a remaining unallocated budget of \$481 million.*

The County conceptually divides its capital plan into infrastructure, which contains roads, bridges, storm water facilities, water and sewer, sidewalks and so forth, and facilities that include public buildings, parks, golf courses, jails, parking lots, etc. The significant issue is, as the write-up above



states, the staff and consultants have identified \$607 million of capital needs for which they can identify \$126 million of funding sources.

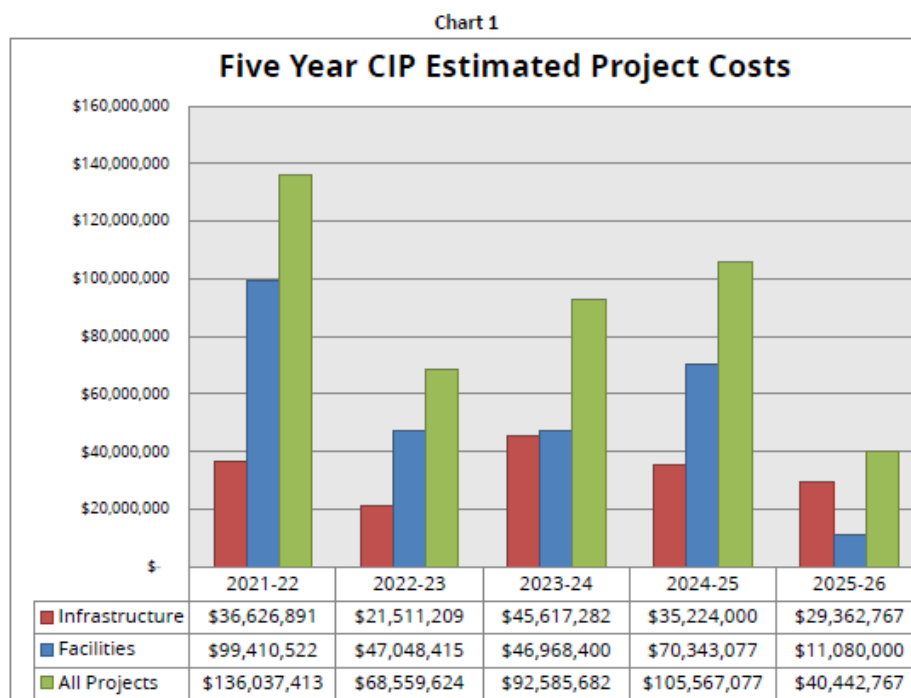
It is not clear from the write up what portion of the \$481 million “unallocated” is funded or likely to be funded in the future. Does this presentation include only projects which are funded? If not, what are the unfunded needs?

This is in fact one of the most fundamental purposes of the CIP. While the County presents a balanced annual operating budget, what would it actually need to stop the deterioration of roads, buildings, parks, storm water facilities, and everything else. Once this number is known, then the new amounts needed going into the future could be projected.

This should be the primary focus of the discussion and presentation, along with alternatives to begin to deal with it.

The full report can be read at the link:

<https://agenda.slocounty.ca.gov/iip/sanluisobispo/file/getfile/130514>



## Matters After 1:30 PM

There are 2 items scheduled in this afternoon session. One involves an appeal by a winery owner of event restrictions at his winery in the Edna area. The other involves an appeal by some neighbors of a recently approved winery west of Paso Robles.

**San Luis Obispo County Council of Governments Meeting of Wednesday, March 3, 2021  
(Cancelled)**

Perhaps there are no major policy issues. Some of the recent meetings have been primarily status reports on various intergovernmental financing programs and the status of selected projects.

## **LAST WEEK'S HIGHLIGHTS**

**No Board of Supervisors Meeting on Tuesday, February 23, 2021 (Not Scheduled)**

The next meeting was scheduled for Tuesday, March 2, 2021.

**San Luis Obispo County Pension Trust Meeting of Monday, February 22, 2021 (Completed)**

There was nothing earth shaking on this agenda, and the system continues to benefit from the continued investment markets' growth. It appears that most retirees will get a 3% raise in May. How was your raise this year?

**Planning Commission Meeting of Thursday, February 25, 2020 (Completed)**

This was a light meeting with only one permit item. However, it was instructive about the incremental erosion of property rights.

**Item 4 - Hearing to consider a request by the Pierson Family for 1) Lot Line Adjustment/Coastal Development Permit (S000161L, COAL 01-0001) to adjust the lot lines between two parcels of 112.41 and 9.23 acres, resulting in two parcels of 20.01 (Parcel 1) and 101.63 (Parcel 2) acres, including designation of a building envelope (1.5 acre) on each resulting parcel; 2) Minor Use Permit/Coastal Development Permit (D000230P) to allow construction of two single family residences of 3,578 (Parcel 1) and 5,685 (Parcel 2) square feet including associated site improvements on each resulting adjusted parcel; and 3) Variance (DRC2017-00083) to allow grading on slopes over 30% for the driveway access to the building site on resulting Parcel 1.** The project was approved on a unanimous vote after a fairly grueling 2-hour session, because there are so many conditions included. See last week's Update for all the gory details.

The proposal splits 121 acres into 2 lots with one house to be built on each lot. Although the staff recommended approval, you would think they were trying to put in a Wal-Mart. The conditions of approval document alone contained 10 tightly packed pages with 53 separate requirements.



## COLAB IN DEPTH

IN FIGHTING THE TROUBLESOME, LOCAL DAY-TO-DAY ASSAULTS ON OUR FREEDOM AND PROPERTY, IT IS ALSO IMPORTANT TO KEEP IN MIND THE LARGER UNDERLYING IDEOLOGICAL, POLITICAL, AND ECONOMIC CAUSES

### THE ORIGIN AND TRUE AGENDA OF ‘ANTI-RACIST’ POLITICS

*Woke ideology isn't funded by grassroots communists. It is financed by global corporations and leftist billionaires. The intent is to destroy the sense of shared identity that defines America.*

**BY EDWARD RING**

With President Biden and Kamala Harris steering the American ship of state, there isn't much left at the federal level to stop "woke" politics from encroaching even further into all aspects of American society. In every federal agency including the military, in corporate America including sports and entertainment, throughout the colleges and universities, and even down into the K-12 public schools, "woke" ideology now permeates the culture. It is a seductive, divisive philosophy that emphasizes group conflict over individual competition and achievement. If it isn't stopped, it will destroy everything that has made America great.

To appreciate how far this ideology has progressed, a [good example](#) comes from Christopher Rufo, writing for City Journal, who describes a public elementary school in California that "recently forced a class of third-graders to deconstruct their racial identities, then rank themselves according to their 'power and privilege.'"

Third graders. And this is happening all over America.

A few graphics borrowed from the woke movement can summarize the progression of woke ideology in America. The first one, found on Wikipedia with multiple citations under "[whiteness theory](#)," traces its origins all the way back to 1996. It is an early attempt at popularizing the now ubiquitous notion of

“intersectionality,” the idea that intersecting identities define a person’s position on a continuum that ranges from oppressed to privileged.

A logical corollary to intersectionality is the concept of implicit bias. The National Museum of African American History and Culture has produced a lengthy online resource for educators called “[Being Antiracist](#).” Included in this guide, which asserts that “To create an equal society, we must commit to making unbiased choices and being antiracist in all aspects of our lives,” there is a graphic produced by the “National Equity Project” to illustrate “[implicit bias and structural racism](#).”

It is impossible to explain this convoluted concept in brief. Its power comes from building on the assumption of an intersectional dominance hierarchy, and proposing that this hierarchy is self-perpetuating. The historical inequity creates ongoing “inequitable outcomes and racial disparities,” which in turn creates “implicit bias” against oppressed groups.

If these concepts—intersectionality, and implicit bias/structural racism—form the foundation of identity politics, what’s new and unprecedented are the extremes to which the American Left is now trying to combat its effects.

One might argue, with cause, that Americans have valiantly tried to institutionalize anti-racism for the last 60 years. The Civil Rights Act. The attempts to desegregate schools. The strict laws against housing discrimination. Affirmative action, hiring preferences and quotas, race-based preferences in government contracts, welfare, and public housing. What was all of this, if not institutional anti-racism?

But despite all these efforts, or perhaps because of them, disparities in group achievement still exist between whites and people of color. Again, never mind the [extraordinary achievements](#) of Americans of Philippine, Indian, or Nigerian descent, all three of which are examples of people of color who, as a group, outperform whites in America.

**But these arguments fall on deaf ears. For the woke warriors, if a disparity exists, racism exists.**

Their remedies have now moved beyond merely attempting to enforce aggregate equality across groups, which itself is an absolutely futile, horrible strategy. Now, in parallel with an unprecedented level of aggression in calls for equality in outcomes—more quotas, more forced integration through “inclusive” residential zoning laws, and “reparations”—they have turned to denigrating white culture itself.

A notorious example of this is a chart entitled “Aspects and Assumptions of White Culture,” [briefly published](#) and distributed by the National Museum of African American History (a museum that is part of the prestigious Smithsonian Institution), before taken down after [withering criticism](#). But the fact that this chart didn’t survive on this website does not diminish its value in explaining just how absurd the woke mentality has become. This chart, and others like it, survive on websites promoting woke values all over the United States. From one of them, here it is:

**Please see the graphic below on the next page wherein the Smithsonian Museum characterized white culture in a permanent display which has now been removed:**



# ASPECTS & ASSUMPTIONS OF WHITENESS & WHITE CULTURE IN THE UNITED STATES

White dominant culture, or **whiteness**, refers to the ways white people and their traditions, attitudes and ways of life have been normalized over time and are now considered standard practices in the United States. And since white people still hold most of the institutional power in America, we have all internalized some aspects of white culture — including people of color.



## Rugged Individualism

- The individual is the primary unit
- Self-reliance
- Independence & autonomy highly valued + rewarded
- Individuals assumed to be in control of their environment, "You get what you deserve"

## Family Structure

- The nuclear family: father, mother, 2.3 children is the ideal social unit
- Husband is breadwinner and head of household
- Wife is homemaker and subordinate to the husband
- Children should have own rooms, be independent



## Emphasis on Scientific Method

- Objective, rational linear thinking
- Cause and effect relationships
- Quantitative emphasis

## History

- Based on Northern European immigrants' experience in the United States
- Heavy focus on the British Empire
- The primacy of Western (Greek, Roman) and Judeo-Christian tradition



## Protestant Work Ethic

- Hard work is the key to success
- Work before play
- "If you didn't meet your goals, you didn't work hard enough"

## Religion

- Christianity is the norm
- Anything other than Judeo-Christian tradition is foreign
- No tolerance for deviation from single god concept



## Status, Power & Authority

- Wealth = worth
- Your job is who you are
- Respect authority
- Heavy value on ownership of goods, space, property

## Future Orientation

- Plan for future
- Delayed gratification
- Progress is always best
- "Tomorrow will be better"



## Time

- Follow rigid time schedules
- Time viewed as a commodity

## Aesthetics

- Based on European culture
- Steak and potatoes; "bland is best"
- Woman's beauty based on blonde, thin – "Barbie"
- Man's attractiveness based on economic status, power, intellect

## Holidays

- Based on Christian religions
- Based on white history & male leaders



## Justice

- Based on English common law
- Protect property & entitlements
- Intent counts

## Competition

- Be #1
- Win at all costs
- Winner/loser dichotomy
- Action Orientation
- Master and control nature
- Must always "do something" about a situation
- Aggressiveness and Extroversion
- Decision-Making
- Majority rules (when Whites have power)



## Communication

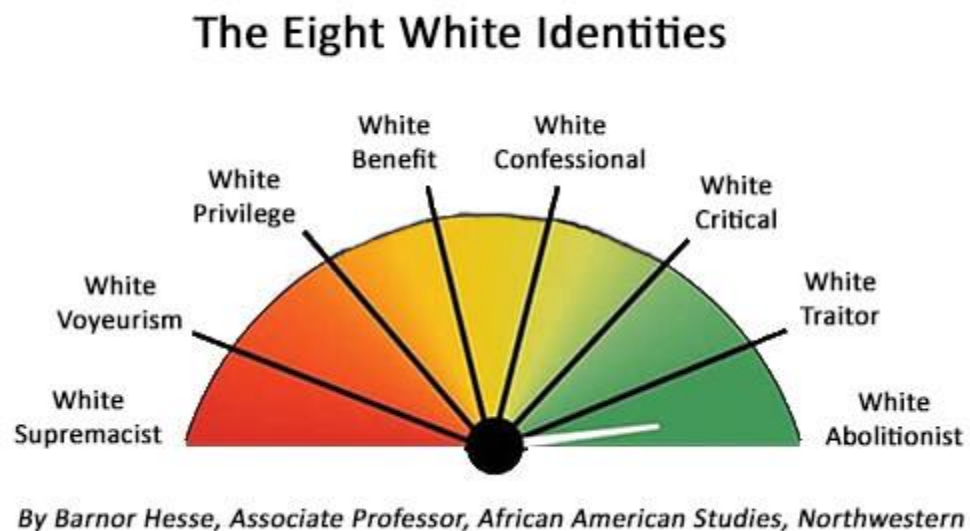
- "The King's English" rules
- Written tradition
- Avoid conflict, intimacy
- Don't show emotion

It's difficult to review this chart without wondering how else a society is supposed to be organized. One might simply say, again with cause, that these values define American society and the optimal course of action for anyone joining American society would be to emulate them, as Filipinos, Indians, and Nigerians assuredly have done. But why wouldn't everyone, in any healthy society, want to adopt these values: hard work, strong families, the scientific method, precise language skills, competitiveness, respect for private property, or being polite?

Among the true believers in the woke movement, the rejection of these values rests on one immutable fact: people of color—blacks and Hispanics in particular—have lower group achievements than whites, and therefore white racism is to blame. To cure this racism, practical steps to enforce equal outcomes are not enough, “whiteness” itself has to be called out as inherently toxic, and whites must be reeducated.

A very recent example of how far this has come is in the next chart, dreamt up by Mark Federman, a New York City high school principal. It's fair to wonder at this point if these guys are just trolls, playing an easy game in exchange for 15 minutes of fame. But let's take Federman at his word, since, sadly, what he's come up with is not extraordinary, but a typical example of where the woke mob is taking this country.

As reported in the New York Post and elsewhere, [Federman sent to the parents](#) of his students a handout asking them to “reflect on their whiteness.” The material described “[The Eight White Identities](#),” as developed by [Barnor Hesse](#), an associate professor of African American Studies at Northwestern University. The graphic accompanying Federman's handout is displayed below. At one extreme, in the red zone, is the “White Supremacist.” At the other extreme, in the virtuous green zone, is the “White Abolitionist,” i.e., the fully woke white person who is committed to “changing institutions, dismantling ‘whiteness,’ and not allowing whiteness to reassert itself.”



Where is all this leading, and what's really going on? Matthew J. Peterson, editor of *The American Mind*, [in an essay](#) published during the height of the nationwide BLM/Antifa rioting last summer, described the true agenda of the “woke” movement as follows: “A complete overhaul of the principles of our justice system to put group ‘identities’ above equal individual rights, the erosion of private property and private education, and the destruction of traditional families and moral culture.”

Peterson, writing for the initiated, only mentions “oligarchs” once in his essay, which instead focuses on the Marxist roots of the contemporary woke movement. But the funding of violent leftist radicals is not coming from grassroots communists. It is coming from global corporations and leftist billionaires. The intent is to destroy the sense of shared identity that defines America. By doing this they will eliminate unified opposition to their agenda, which is to remake America into a mere economic unit where the vast majority of residents are of limited means and dependent on government entitlements, the middle class is wiped out, and the upper class exists to serve an elite oligarchy.

America’s ruling class of oligarchs are well on their way to achieving this goal. Their strategy is to import tens of millions of unskilled and semi-skilled immigrants into the nation, most of them nonwhite, relying on them to drive down wages and vote for bigger government. At the same time, they wage a relentless campaign to convince America’s roughly 40 million citizens descended from African slaves that they have no hope of success against “systemic racism” and must instead depend on government handouts and mandates. It takes extraordinary individual character for anyone, no matter what their heritage may be, to resist these incessant lies.

To assure this process continues, America’s public schools refrain from offering immigrants useful, marketable educations so they can achieve economic independence and assimilate into the population. Instead they indoctrinate these immigrants to resent anyone who is white as having unwarranted privilege based on a legacy of oppression, and to consider themselves to be victims of that oppression. Immigrants who do well in the United States, and there are many, do this in spite of everything they consume in the public schools or mainstream culture.

Meanwhile, the whites who speak out against the loss of national identity, sovereignty, economic freedom and prosperity and try to expose the exploitative roots of it all, are ruthlessly suppressed as hateful racists. It’s that simple. And it’s working.

*Edward Ring is a senior fellow of the Center for American Greatness and co-founder in 2013 of the California Policy Center. This article first appeared in the February 23, 2021 American Greatness.*

**EQUITY = INEQUALITY, DISCRIMINATION AND  
MEDIOCRITY**  
***THE FIXATION ON EQUITY IS A LOSER FOR ALL CONCERNED***  
**BY LARRY SAND**

At the same time that the indoctrination of American students continues to work its way through the schools, its evil twin “equity” is advancing right along with it. As the race-obsessed Ibram X. Kendi explains, equity exists when “two or more racial groups are standing on a relatively equal footing.” In other words, if 10 percent of white kids are in a school’s gifted program, equity demands that 10 percent of black kids are also

included. Kendi also claims, “There is no such thing as a nonracist or race-neutral policy.” The terms “equality” and “quality” are nowhere to be found in the equity playbook.

The gaslighting here is palpable. What Kendi is apparently saying is that we must discriminate to put an end to (alleged) discrimination. But, insane or not, this is what is happening throughout much of the country. In reliably woke San Francisco, the top-rated Lowell High School will no longer admit students based on their [academic performance](#). Instead, the school will use a lottery to admit its students. This will, of course, discriminate against Asian students who make up [50.6 percent](#) of its student body.

Similarly, in New York City, the gifted and talented program has been deemed unfair. Mayor Bill de Blasio and his equally reprehensible schools chancellor Richard Carranza insist that the testing program is unjust because the students who wind up in the program “[don’t reflect the diversity of the city’s population](#).”

In Fairfax County, VA, Thomas Jefferson High School for Science, a school for the gifted, was ranked [America’s No. 1 high school](#) last year by *U.S. News and World Report*. But the school board recently decided to eliminate the race-blind, merit-based admissions tests to the largely Asian school, [arguing that high test performance was a “barrier” to black and Hispanic students](#).

As dedicated followers of [Critical Race Theory](#), the equity mob also finds a racial angle in areas unimagined until recently. In Oregon, those in charge with running – and now ruining – public education have decided that focusing on [finding the right answer](#) in math “and showing your work” is a symbol of white supremacy. Teachers are also urged to adapt homework policies to fit the needs of students of color and “challenge the ways that math is used to [uphold capitalist, imperialist, and racist views](#).”

Just last week Fox News reported that William Shakespeare is on his way to cancellation. A bunch of equity-obsessed English literature teachers [told the School Library Journal](#) that the Bard of Avon has promoted “[misogyny, racism, homophobia, classism, anti-Semitism, and misogynoir](#) (discrimination against black women)” in his writing. Jeffrey Austin, head of a Michigan high school’s English literature department, insists that teachers should “challenge the whiteness” of the assumption that Shakespeare’s works are “universal.”

Washington state public school teacher Claire Bruncke has banished the Bard from her classroom in order to “stray from centering the narrative of white, cisgender, heterosexual men.”

Additionally, equity punishes the very people it claims to help.

As law professor [Gail Heriot](#) writes, one consequence of race-preferential policies is that minority students tend to enroll in colleges and universities where their academic credentials put them near the bottom of the class. “While academically gifted under-represented minority students are hardly rare, there are not enough to satisfy the demand of top schools. When the most prestigious schools relax their admissions policies in order



to admit more minority students, they start a chain reaction, resulting in a substantial credentials gap at nearly all selective schools.”

In 1996, California passed [Prop. 209](#), an initiative amending the state constitution to bar state schools from discriminating against, or granting preferential treatment to, any individual or group on the basis of race, sex, color, ethnicity, or national origin. All the usual suspects were in a frenzy. Accusations that Berkeley was now “lily-white” were commonplace. But as researcher [Elizabeth Slattery](#) writes, while minority students did drop from 58.6 percent of the student body to 48.7 percent at Berkeley, the others didn’t drop out. They went to institutions like UC-San Diego, UC-Riverside, and UC-Santa Cruz. These schools are all part of the University of California system, attended by only the top 12.5 percent of California high school graduates.

Slattery notes, “At UC-Riverside, the results were impressive: African-American and Hispanic student admissions skyrocketed by 42 percent and 31 percent, respectively. Failure rates collapsed, and grades improved.”

Ultimately, the equity fanatics are leading us to a world of stupid. Woke students may feel very good about themselves, but as adults, when they discover they can’t balance a checkbook, figure out the square footage of their house or know how many ounces in a pound, they will realize they have been shortchanged.

No human I know picks a doctor, lawyer or plumber based on skin color. Instead, we choose the best person to get a particular job done. If the equity crowd prevails, your freedom to do that will be stifled, and the worst sort of groupthink and tribalism will be the norm.

\* \* \*

*Larry Sand, a former classroom teacher, is the president of the non-profit [California Teachers Empowerment Network](#) – a non-partisan, non-political group dedicated to providing teachers and the general public with reliable and balanced information about professional affiliations and positions on *educational issues*. The views presented here are strictly his own. This article first appeared in the California Globe of February 23, 2021*



## ANNOUNCEMENTS

### ANDY CALDWELL SHOW NOW LOCAL IN SLO COUNTY

Now you can listen to THE ANDY CALDWELL SHOW  
in *Santa Barbara, Santa Maria & San Luis Obispo*  
*Counties!*

We are pleased to announce that The Andy Caldwell Show is now broadcasting out of San Luis Obispo County on FM 98.5 in addition to AM 1290 Santa Barbara and AM 1440 Santa Maria



The show now covers the broadcast area from Ventura to Templeton - THE only show of its kind on the Central Coast covering local, state, national and international issues!

3:00 – 5:00 PM WEEKDAYS

You can also listen to The Andy Caldwell Show LIVE on the [Tune In Radio App](#) and previously aired shows at:

**COUNTY UPDATES OCCUR MONDAYS AT 4:30 PM**

MIKE BROWN IS THE REGULAR MONDAY GUEST

**SUPPORT COLAB!**  
**PLEASE COMPLETE THE MEMBERSHIP/DONATION FORM ON**  
**THE**  
**LAST PAGE BELOW**

MIKE BROWN  
ADVOCATES BEFORE THE BOS



VICTOR DAVIS HANSON ADDRESSES A COLAB FORUM



DAN WALTERS EXPLAINS SACTO MACHINATIONS AT A COLAB FORUM

See the presentation at the link: <https://youtu.be/eEdP4cvf-zA>



AUTHOR & NATIONALLY SYNDICATED COMMENTATOR BEN SHAPIRO APPEARED AT A COLAB ANNUAL DINNER



NATIONAL RADIO AND TV COMMENTATOR HIGH HEWITT AT COLAB DINNER



MIKE BROWN RALLIES THE FORCES OUTDOORS DURING COVID LOCKDOWN.

Coalition of Labor, Agriculture and Business  
San Luis Obispo County  
"Your Property - Your Taxes - Our Future"  
PO Box 13601 - San Luis Obispo, CA 93406 / Phone: 805.548-0340  
Email: colabslo@gmail.com / Website: colabslo.org

## MEMBERSHIP APPLICATION

### MEMBERSHIP OPTIONS:

General Member: \$100 - \$249  \$ \_\_\_\_\_ Voting Member: \$250 - \$5,000  \$ \_\_\_\_\_

Sustaining Member: \$5,000 +  \$ \_\_\_\_\_

*(Sustaining Membership includes a table of 10 at the Annual Fundraiser Dinner)*

General members will receive all COLAB updates and newsletters. Voting privileges are limited to Voting Members and Sustainable Members with one vote per membership.

### MEMBER INFORMATION:

Name: \_\_\_\_\_

Company: \_\_\_\_\_

Address: \_\_\_\_\_

City: \_\_\_\_\_ State: \_\_\_\_\_ Zip: \_\_\_\_\_

Phone: \_\_\_\_\_ Fax: \_\_\_\_\_ Email: \_\_\_\_\_

### How Did You Hear About COLAB?

Radio  Internet  Public Hearing  Friend

COLAB Member(s) / Sponsor(s): \_\_\_\_\_

### NON MEMBER DONATION/CONTRIBUTION OPTION:

**For those who choose not to join as a member but would like to support COLAB via a contribution/donation.**

I would like to contribute \$ \_\_\_\_\_ to COLAB and my check or credit card information is enclosed/provided.

Donations/Contributions do not require membership though it is encouraged in order to provide updates and information.

Memberships and donation will be kept confidential if that is your preference.

Confidential Donation/Contribution/Membership

### PAYMENT METHOD:

Check  Visa  MasterCard  Discover  Amex NOT accepted.

Cardholder Name: \_\_\_\_\_ Signature: \_\_\_\_\_

Card Number: \_\_\_\_\_ Exp Date: \_\_\_/\_\_\_ Billing Zip Code: \_\_\_\_\_ CVV: \_\_\_\_\_

TODAY'S DATE: \_\_\_\_\_

(Revised 2/2017)